CAVALOR®



TRUST YOUR GUT

DIGESTION

THE EQUINE DIGESTIVE SYSTEM: A COMPLEX BUT CONGRUOUS WHOLE

HEALTHY DIGESTION STARTS WITH A RATION THAT'S BALANCED AND HIGH IN FIBRE.

Equine digestive systems are fragile things. The reason for this can be found in the natural characteristics of horses and in the fact that they have evolved very little since becoming domesticated.

FROM THE STEPPES...

Horses are herd animals by nature that once lived on the Eurasian Steppes. They are creatures of habit and must always have the opportunity to flee. Horses are also herbivores that are accustomed to movement through grazing. Originally, they would graze practically day and night, **spending as much as 16 hours a day nibbling on grasses and herbs that were low in nutrients.** This gave them a constant intake of high-fibre food in small amounts. Their grass was high in fibre but low in sugar and protein. The range of herbs and grasses available to them was so diverse that they had access to many different vitamins and minerals. **The natural diet of horses was therefore high in fibre and contained plenty of vitamins and minerals**, but little sugar and protein and even less starch.

...TO THE STABLE

The domestication of the horse upturned this kind of life completely. Horses were put in front of ploughs and wagons or were ridden. Horses now had hard work to do, and grass alone no longer provided enough energy. **This deficit was made up for with cereals.** Gradually horse evolved from wild animals into loyal companions. More and more, they were used for leisure and sport, developing into today's modern horse.

Horses are now used in a wide variety of equestrian disciplines: jumping, dressage, eventing, racing, vaulting, endurance. There are also significant differences amongst breeds.

The daily lives of these horses look completely different than those of wild horses. They have much less access to pasture, are often stabled alone, and may be ridden just a few times each week. Although many horse owners do all they can to make the lives of their equine companions as pleasant as possible, modern stable life still brings many challenges.

Equine diets have also changed greatly since domestication. **The forage that horses eat now contains more energy and protein.** In addition, pastures contain a much more limited range of herbs, which means that their vitamin and mineral content is much lower. Depending on the season, (sport) horses may only be allowed to graze for a few hours a day and are given concentrates 2 to 3 times a day. But whilst the lives of today's domesticated horses may be completely different from those of their free-roaming ancestors, their digestive systems are the same. **The big differences in what horses ate then and what they eat now can cause problems at various places in the digestive system.** Good knowledge of anatomy and the digestion process is useful in preventing these problems.

THE DIGESTIVE SYSTEM: A CONGRUOUS WHOLE

THE MOUTH: "WELL BEGUN IS HALF DONE"

Digestion begins in the mouth. Here is where feed is ground into smaller pieces and saliva is released. This saliva not only helps improve the digestion of nutrients in the stomach, it also neutralises stomach acid. If a horse cannot chew properly, undigested pieces of feed will pass through the digestive system and be excreted with the faeces, increasing the chance that the horse will become emaciated. **Proper dental care is therefore important. Have your horse's teeth checked every year.**

SMALL BUT ESSENTIAL: THE STOMACH

With a capacity of 8–15 L, the equine stomach is rather small. It also accounts for just 8% of a horse's total digestive system – not surprising, if you remember that horses evolved to eat small amounts continuously. **As a result, feed is constantly passing through them, staying in the stomach for only a short time before moving on to the intestines.**
The stomach consists of two parts. The top (non-glandular) part contains bacteria that convert sugar and starch into lactic acid. The bottom part has glands that secrete gastric juices and enzymes. These initiate the digestion of proteins and fats. **The feed stays in the horse's stomach for only about 20 minutes.**



Did you know

DID YOU KNOW THAT HORSES ARE UNABLE TO VOMIT?

A horse cannot vomit, due to the strong sphincter located between the oesophagus and the stomach. This was an advantage for wild horses. **It ensured that, even with a full stomach, they could flee without problems.** However, it may put the modern horse at a disadvantage. **Problems may occur when a horse eats too much or eats mouldy feed.**

THE SMALL INTESTINE, WHERE ENZYMES BREAK DOWN FEED

After the stomach, the feed enters the small intestine, which is more than 20 m long. Here, nutrients are broken down so that they can enter the bloodstream via the intestinal wall. The large molecules are broken down into small pieces by enzymes. Each nutrient has its own enzyme. Lipases, for example, break down fat, peptidases break down proteins, etc. The enzyme amylase is responsible for the breakdown of starch.

Digestion in the small intestine is relatively quick, with glucose peaking in the blood just 2 hours after the intake of cereals. This frees up more energy. The feed leaves the small intestine after 2 to 6 hours.

FERMENTATION VAT: THE CAECUM AND LARGE INTESTINE

At the end of the digestive system we find the large intestine, which includes the appendix. Here, numerous biochemical processes take place inside a kind of "fermentation vat". The hindgut is the home of a very important population of bacteria, fungi, and microorganisms, called microflora. This microflora converts fibre into gases and volatile fatty acids, an important source of energy for the horse. Small amounts of protein and fat can also be digested, and microflora ensures the production of B vitamins as well. **Nutrients are absorbed in the hindgut, as well as water and electrolytes.**

The feed may remain here for up to 35 hours.

In the rectum, water is absorbed, and faecal balls are formed for excretion. The amount of water absorbed in the large intestine determines the consistency of the faeces.

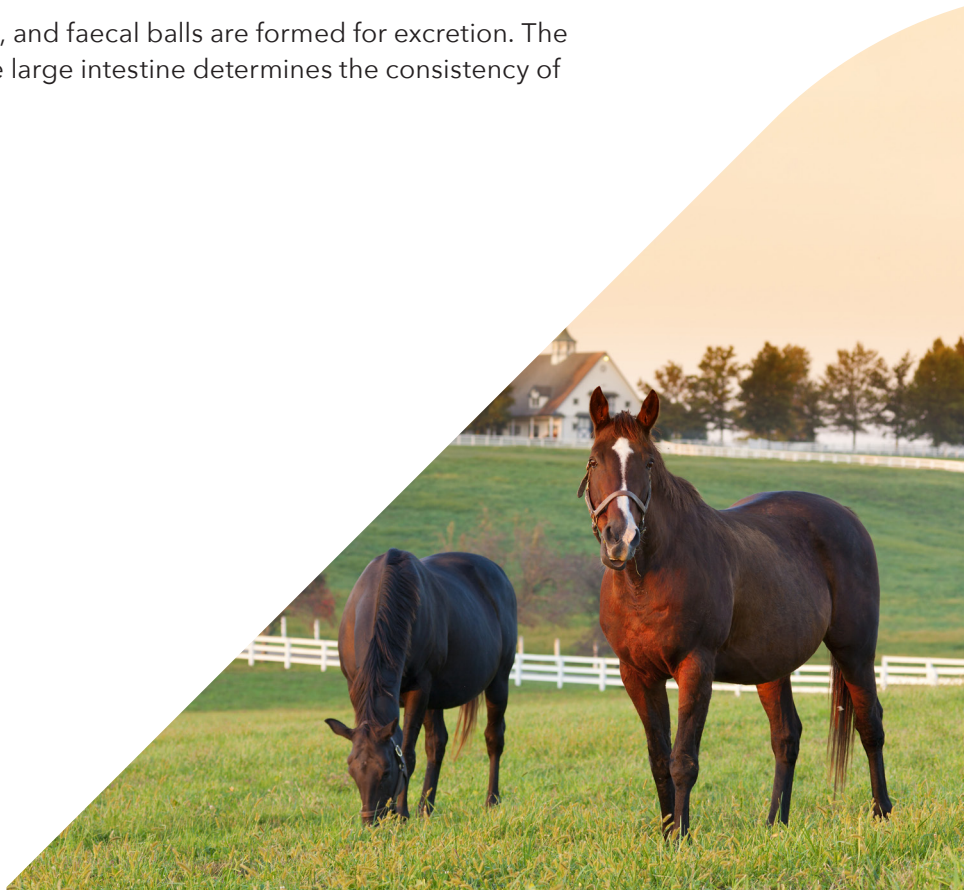

FEED AS YOU NEED: A BALANCED, HIGH-FIBRE RATION AS THE BASIS OF GOOD DIGESTION

FIBRE FIRST AND FOREMOST

Horses are herbivores. The equine digestive system is designed for this from beginning to end. **Horses need lots of roughage. The more fibre in the feed, the longer the horse must chew it, and longer chewing will produce more saliva.** That's healthy for the horse. The micro-organisms in the gut also need roughage. Adequate fibre is essential to maintaining healthy microflora.

A GOOD RULE OF THUMB:

A horse should take in at least 1.25% of its body weight daily in dry matter (DS) from forage.
In practice (with relatively dry forage), this generally corresponds to at least 1.5% of body weight in forage.

Example:
A 600 kg horse should eat at least 7.5 kg dry matter per day from forage.
Hay has an average dry matter content of 83%.
Haylage has an average dry matter content of 70%

$$\text{kg hay per day} = \frac{\text{Kg DS per day}}{\frac{\text{kg DS}}{\text{kg hay}}} = \frac{7{,}5}{0{,}83} = 9 \text{ kg hay minimum}$$

$$\text{kg haylage per dag} = \frac{\text{Kg DS per day}}{\frac{\text{kg DS}}{\text{kg hay}}} = \frac{7{,}5}{0{,}70} = 10{,}7 \text{ kg haylage minimum}$$

"Fibre first". Literally, feed your horse forage before you feed him concentrate feeds. Forage activates saliva production and gets the digestive process going. This will assist in the digestion of concentrates.



SAFE AND EASILY DIGESTIBLE STARCH SOURCES:

Starch is a form of sugar and is digested in the small intestine. As horses are not naturally built to consume much starch (cereals), their digestive capacity for it is limited.

A meal containing too much sugar and starch will result in some of it ending up undigested in the colon. This upsets the microbial balance and causes a shift in pH levels. These bacteria break down sugars and create gas.

Give your horse safe sources of starch, such as puffed cereals. Puffing cereals increases their contact surfaces for amylase. This allows for better digestion of starch in the small intestine and increases carbohydrate absorption. One more reason to feed your horse cereals that are processed. Wouldn't you rather eat popcorn than raw corn kernels?

Cavalor applies the Presco (Pressure Cooking) method when processing cereals. Adding pressure and steam processes the cereals very efficiently in a short time. This has several advantages:

- Improved digestion of starch in the small intestine
- Improved absorption of carbohydrates
- No breakdown of proteins
- Higher viscosity slows gastric emptying
- Reduction of anti-nutritional factors



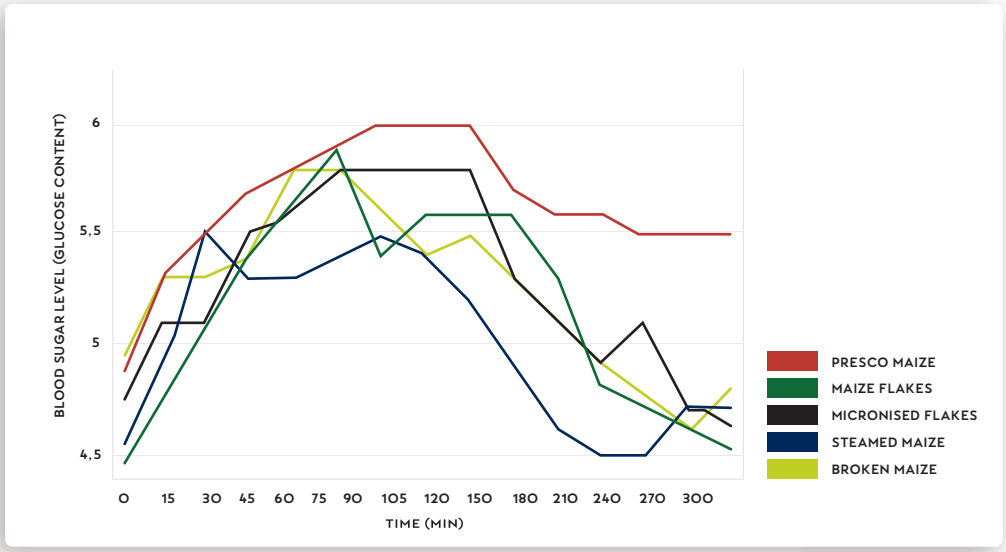

In addition to processing, keep an eye on the amount of sugar and starch per meal. Other guidelines may apply, depending on the amount of energy your horse needs.

- Healthy sport horses should get **1–2 g sugar + starch per kg of body weight per ration,** which amounts to 600–1200 g per ration for a 600 kg horse.
- Horses with metabolic disorders should get **less than 1 g of sugar + starch per kg of body weight per ration.** A 600 kg horse, then, should be given less than 600 g of sugar + starch per ration.

And now a practical matter: **concentrates contain significant amounts of sugar and starch.** These are often indicated separately on the label. Therefore, make sure you add these together when calculating how much concentrate to add to the ration.

Cavalor Perfomix contains 36% sugar and starch. 3.5 kg of concentrate feed added every day will contain 1,260 g of sugar and starch. For sport horses, this won't be a problem when it is divided over 2 or more rations. If your horse has sensitivities to sugar and starch, switch to Cavalor FiberForce, which contains under 8%.

	SUGAR %	STARCH %	GRAMMAGE SUGAR + STARCH	NUMBER OF MEALS
3,5KG CAVALOR PERFOMIX	4.6% sugar	31.4 % starch	1260 g sugar + starch	≥ 2 meals per day
3 KG CAVALOR FIBERFORCE	5 % sugar	3% starch	240 g sugar+starch	The number of meals is irrelevant

After concentrates, another important source of sugar is forage: this is where your horse gets the most of it. Check sugar levels in your forage as well if your horse has a sensitivity to sugar. The sugar content in treats and snacks is negligible. You probably give out only a few treats each day.

Have your horse's ration calculated by a nutritionist or calculate it yourself at www.equinerationcalculator.com.

A DELICATE SYSTEM

Good digestion is the basis of good health. However, the digestive system is quite delicate, and a lot can go wrong in the process. Equine digestive tracts are designed to absorb small amounts of high-fibre forage throughout the day – something today's modern horse rarely gets. The most common digestive problems are stomach ulcers and colic.

COLIC – SEVERE ABDOMINAL PAIN IN HORSES

The gut of an adult horse can measure as long as 40 m. As it all must fit into the abdominal cavity, food sometimes must pass through at right angles. In addition, the intestines are only attached in a few places, making it relatively easy for them to get twisted. **This makes horses susceptible to colic.**

Colic – a collective term for abdominal pain – can have many causes, but the most frequent one is a faulty diet. Fortunately, colic is harmless in most cases and treatment is readily available. However, it is still one of the leading causes of death in horses: 6% of horses die from colic. **In many cases veterinary treatment is required, or even surgery. Preventing colic is therefore preferable to curing it.**

Colic has different causes and forms. It is often caused by eating bad food (mouldy forage, large quantities of straw or sand, etc.) or sudden dietary changes. But it can also be caused by parasites or dehydration. The intestines may cramp up, become blocked or twisted, or become distended from excess gas.

STOMACH ULCERS

The lower part of the stomach produces gastric acid constantly – practical for horses in the wild, which graze all day. For horses that only get 2 or 3 meals a day, however, this can be problematic. The equine stomach cannot expand, and the production of gastric acid in an otherwise empty stomach leads to problems. This acid can irritate the stomach wall, for example, causing stomach ulcers.

Stomach ulcers often lead to non-specific symptoms such as reduced appetite, sensitivity when being harnessed, more frequent yawning, etc. **Ultimately, stomach ulcers lead to reduced performance and can cause colic.**

A stomach ulcer will require a visit from your veterinary surgeon, who can make a diagnosis by means of a gastroscopy. Vets often recommend the use of omeprazole. This medication stops the production of gastric acid, giving the stomach time to heal. While short term omeprazole treatment is certainly beneficial in the healing of severe ulcers, caution should be given with long term use solely as a preventive measure. Proper nutritional management is much more beneficial. The stomach needs acid for proper digestion. Completely stopping the production of acid does not help digestion. Moreover, suddenly stopping administration of omeprazole may lead to a much higher production of gastric acid. Make sure your horse's ration contains sufficient roughage and don't feed him too much sugar and starch.
The more the horse has to chew, the more saliva is produced. Stomach ulcers can be prevented with buffers that only neutralise excess gastric acid production.




CAVALOR
CAVALOR

DIARRHOEA AND WATERY STOOL

A horse's faecal balls should be smooth, not too dry, and not too wet. When a horse has diarrhoea, a higher moisture content will make the faeces wetter and flatter. **Another form of diarrhoea is watery stool,** which often causes splattered stool water on the horse's buttocks and tail. Nutrients and fluids are absorbed in the hindgut. The amount absorbed depends on the speed of passage and the quality of the intestinal wall. If food passes too quickly, there won't be enough time for nutrients to be absorbed. This may be brought on by stress (for example from transport), a change of feed which disrupts the gut flora, or dental problems preventing the horse from chewing his feed adequately. Disturbed intake is often caused by an inflammation due to sand in the intestine (wounds), parasites (worm infestations), or bacterial or viral infections. **If your horse has diarrhoea, make sure he gets enough fluids and consult a vet if necessary.**

PROBLEMS WITH NUTRIENT ABSORPTION

If your horse is eating well but still losing weight, chances are that a digestive disorder is the culprit. Pieces of undigested food in the horse's faeces may offer a clue. Abnormalities in the microvilli found in the small intestine will impair the digestion of feed along with the absorption of nutrients. These abnormalities can be the result of worm infestations, viruses, or bacteria. Older horses also experience more difficulty absorbing nutrients, mostly because they can no longer chew their feed properly.

THE 10 COMMANDMENTS
FOR PREVENTING DIGESTIVE PROBLEMS:

1

ABOVE ALL, ROUTINE IS SACRED

Establish a fixed daily routine. Horses are creatures of habit. Changes in their environment (feed, yard, training) can result in a disturbed intestinal flora causing colic or diarrhoea. **Horses don't mind being given the same feed every day.** Unlike us humans, eating the same feed every day doesn't bore them. By giving your horse a routine, you create peace in his mind and in his gut!

2

SOMETHING NEW IN THE WORKS? PROCEED GRADUALLY!

Changes are sometimes necessary or inevitable, so carry these out with preparation and thoughtfulness. In the spring, plan the transition to pasture gradually. Like with other feed changes, it is best to spread the transition out over 7 to 10 days.

3

NO FASTING

Horses in the wild graze on forage all day long. The equine stomach is therefore constantly producing gastric acid. **Allow access to ad libitum forage to avoid an empty stomach.** Not practical? Then make sure your horse has access to forage for as many hours a day as possible. **A hay net or slow feeder can help to ensure that your horse doesn't finish eating too quickly.** This is good for his entire gastrointestinal health.

4 FORAGE FIRST, THEN CONCENTRATES AND SUPPLEMENTS AS "FINISHING TOUCHES"

Whilst it may not be possible to feed horses forage constantly, it is important that they be fed forage first. **Feed your horse forage about 30 minutes to an hour before feeding him concentrates.** Eating forage will produce lots of saliva, which will buffer and neutralise gastric acid.

5 CONCENTRATE FEEDS ARE NOT FATTENING

Does your horse need a little more bulk? The solution is not more concentrates. On the contrary, these can disturb the gut flora and cause digestive problems. Consult a nutritionist to help determine the appropriate ration for your horse. A different energy source might produce better results.

6 LESS IS MORE.

Don't overdo it with concentrates. Most horses don't need a lot of concentrate feed. Also, divide concentrate feeds over several meals. **It has been scientifically proven that horses are better off with several smaller meals per day,** as their stomachs and small intestines are relatively small. Smaller portions of concentrates per meal ensure slower emptying of the stomach and better digestion in the small intestine. This will reduce glucose and insulin spikes in the blood and prevent the passage of undigested starches to the large intestine. Make sure your horse is getting enough vitamins and minerals. The amount of concentrate feed needed is determined by the calculation of vitamins and minerals needed in addition to forage.

7 NO CONCENTRATES RIGHT BEFORE WORK

Like humans, horses also don't like to exercise on a full stomach. The energy boost from feeding concentrates arrives after 2 hours, so allow at least 2–3 hours between feeding concentrates and work. Forage poses no problems: it forms a "hay mat" to protect the stomach wall from splashing gastric acid.

8 WATER FIRST, THEN THE REST

Water is essential. **The risk of colic increases when horses don't drink enough.** They also need water and electrolytes to recover from intense workouts. Did you know that dehydration is a major cause of muscle cramping?

9 PREVENT YOUR HORSE FROM EATING TOO MUCH SAND

Sand colic mainly occurs when horses eat hay in a sandy paddock or in autumn when they pull out grass by the roots. The sand passes undigested and accumulates in the hindgut. A few centimetres of sand in the hindgut is not uncommon, but it can accumulate to as much as 20 cm or more.

10 PARASITES: DEWORM REGULARLY

Spasmodic colic may also be a consequence of a severe worm infestation. This can also lead to severe weight loss. **Worm your horse regularly.** Once the effects are noticeable, your horse has probably had worms for a while. .

BACK TO NATURE, WHEN YOU CAN

Sugar is not inherently bad. It is a natural source of energy that is present in forage. After all, sport horses also need sugar and starch. Sugar provides explosive energy and ensures that your horse can work. During the competition season, a horse's digestive system must deal with quite a lot, including large quantities of concentrates and supplements. This, along with stress, frequent transport, and repeated long periods without much forage often brings the sensitive gut flora out of balance and causes digestion problems. T**he equine digestive system is also crucially linked to the immune system.** Horses become more susceptible to disease and injury when their digestive systems are not functioning properly.

Use the time off between shows to give your horse some recovery time. As the equine digestive system is designed to digest mainly forage, a high fibre diet is essential to give your horse's gut a rest and let him recover in time for the next round of shows. During this period, switch to an adapted diet of hay and high-fibre concentrates like Cavalor FiberForce. Continue this regimen for six weeks. It will keep energy low, provide extra fats and fibre, and keep sugars and starches to a minimum. You'll be giving your horse everything he needs without taxing his digestive system. FiberForce helps bring the digestive system back into balance.

The digestion of forage takes place in the horse's large intestine with the help of micro-organisms. Add prebiotics and probiotics like Cavalor VitaFlora to the ration to promote the function of these important micro-organisms, and thus provide additional support for digestion. Prebiotics and probiotics bring the intestinal flora back to a healthy balance for a well-functioning gut.



LET THY FOOD BE THY MEDICINE

The digestive system is made up of several sections, each responsible for a part of the absorbed nutrients. The digestive process is dependent on all these systems: each part is key, so a problem at the beginning of the digestive system can also lead to problems at its end. This is why it is important to respect equine nature as much as possible with regard to feed: several small meals per day, monitoring the sugar and starch in each meal, etc.

If your horse has digestive problems, it is always advisable to consult a nutritionist and/or vet in view of the delicate nature of equine digestive systems. Together, you can look for the right solution for your horse.



CAVALOR DIGESTION SUPPLEMENTS

Cavalor makes various supplements to support equine digestion. Each is designed to address a different purpose:

- → **Cavalor VitaFlora**
  For healthy and effective gut function
- → **Cavalor Gastro Aid**
  For optimum stomach management
- → **Cavalor Emergency 911**
  For gut disorders



VITAFLORA

FOR A HEALTHY & EFFECTIVE HIND GUT

1. RECOMMENDED USE

Cavalor VitaFlora contains prebiotics and probiotics to rebalance the micro lora in the large intestine and promote good health from within.

The gut is home to a population of bacteria. These bacteria are essential for the health of the horse. They are necessary for the absorption of nutrients as well as for the health of the immune system. Feeding sufficient high-fibre forage is essential to keeping bacteria in balance. After all, bacteria live off fibre.

Cavalor VitaFlora contains prebiotics (inulin) and probiotics (yeasts) that support microflora.

A regimen of Cavalor VitaFlora is recommended to give the gut a healthy boost after a season involving large amounts of concentrates, supplements, and perhaps medications. Cavalor VitaFlora is also designed for horses that suffer from unexplained emaciation or inconsistent excretion. VitaFlora is also highly recommended after the use of antibiotics. Antibiotics do not only kill "bad" bacteria, they also eliminate some "good" bacteria from the microbiome.

2. PRODUCT PROPERTIES – KEY INGREDIENTS

- **Live yeast cultures:** Cavalor Vitaflora ensures a concentration of 2.5 x 10^12 cfu/kg of live Saccharomyces cerevisiae. These live yeast (probiotic) support the bacteria in the colon and prevent an imbalance in the microbiota. They improve digestion of fiber, absorption of minerals and production of B vitamins.
- **Yeast:** Cavalor VitaFlora contains inactivated yeasts in addition to live yeasts. On the one hand yeasts derived from Saccharomyces cerevisiae and on the other hand yeasts derived from Kluyveromyces fragilis (Technoyeast). By combining both yeasts, a better effect is obtained compared to Saccharomyces alone. Indeed, the functions of the different yeasts may differ from strain to strain, but are also influenced by the production process. The yeasts in Cavalor VitaFlora act as a strong prebiotic, prevent the binding of pathogens such as E. Coli, support immunity , ensure the renewal of tissues, ...
- **Chicory:** Cavalor VitaFlora contains chicory pulp, rich in fructo-oligosaccharides and inulin. This soluble fiber is an ideal substrate for Lactobacillus in the large intestine. Inulin is an important probiotic for horses that stimulates the proper development of the microflora. The better the positive bacteria develop, the less opportunity pathogenic bacteria have.

3. INSTRUCTIONS FOR USE

One bucket of Cavalor VitaFlora contains enough for one treatment. We recommend carrying out a complete pail each time you use it.
Constant daily administration is not necessary if your horse is getting a complete and balanced feed ration.



Recommended amount per day

- Foals: 15g
- Ponies and horses: 30g
- Lactating and pregnant mares: 45g

1 scoop is 15 grams
Maximum per horse per day: 100g/day

4. PACKAGING AND STORAGE

Store in a cool and dry place. Keep container properly closed after use. Keep out of reach of children.
Use by 3 years after date of manufacture.

EANCODE	PACKAGING	# DAYS
5425016900857	Cavalor VitaFlora 2 kg / 4.4 lbs.	50 - 200

GASTRO AID

FOR ULTIMATE STOMACH MANAGEMENT

1. RECOMMENDED USE

Cavalor Gastro Aid creates a healthy environment in the stomach with a focus on neutralising stomach acid and protecting the stomach wall.

In the equine stomach, stomach acid is produced 24/7. As a result, the horse's stomach is very susceptible to the development of sores and ulcers. The herbs in Cavalor Gastro Aid (Paste) provide the necessary protection for the stomach wall against excess stomach acid. To provide extra assistance for the stomach, they stimulate the production of saliva and help the stomach wall recover from any ulcers.

2. PRODUCT PROPERTIES – KEY INGREDIENTS

A horse constantly produces stomach acid. This means that when the stomach is empty, the stomach acid irritates the stomach wall and causes sores or ulcers. There are several ways to protect the stomach from this stomach acid. Ideally, the horse has hay available throughout the day, and the hay's fibres form a protective mat in the stomach that absorbs the acid and gives it no chance of harming the stomach wall. In addition, the amount of sugar and starch in each meal must be kept as low as possible because sugar and starch among other things increase acid production.
Feed management is an essential aspect in preventing stomach ulcers, but once stomach ulcers have been diagnosed there is a greater chance that they will come back sooner or later. For this reason, it is recommended that horses susceptible to stomach ulcers receive daily support.



Cavalor Gastro Aid mainly consists of herbs that protect the stomach wall and help neutralise stomach acid. This in turn means that the stomach acid is much less likely to damage the stomach wall. Also, Cavalor Gastro Aid provides faster healing if the stomach wall has already been damaged.

- **Yeast cultures (inactive):** aid in feed absorption and the digestibility of feed materials.
- **Gentiana Lutea:** stimulates saliva production and neutralises stomach acid, meaning there is less chance of the stomach acid affecting the stomach wall.
- **Melissa officinalis:** protects the stomach wall.
- **Glycyrrhiza glabra:** affects the regulation of the gastrointestinal function and has an antibacterial effect.
- **Zingiber officinale:** protects the stomach wall and helps damaged tissues heal faster, preventing the stomach acid from affecting the stomach wall.
- **Centaurium erythraea:** stimulates the production of saliva.

3. INSTRUCTIONS FOR USE

Since horses with a sensitive stomach are often more difficult about what they eat and do not tolerate powder on their feed, Cavalor Gastro Aid is available in various forms (powder, liquid, paste).
In the case of stomach ulcers, the paste is often used initially. In addition, the paste is more user-friendly during transport or competitions.

Cavalor Gastro Aid Paste
Administer 2 syringes (120 g) per day for 6 days. Thereafter administer 1 syringe (60 g) per day for 6 days.
Once the horse's stomach is less sensitive and it is eating better again, you can switch from the paste to the powder or liquid form.
The liquid and powder forms are also used daily as a preventive measure for horses that are susceptible to stomach ulcers. Unlike the drug omeprazole, it does not stop the production of stomach acid. However, it does protect the stomach from damage caused by stomach acid.



Cavalor Gastro Aid Liq
Mix 60 ml/day with the feed for at least 4-6 weeks.
1 x pump = 30 ml
Maximum 100 ml per day

Cavalor Gastro Aid
Mix 30 g/day with the feed for at least 4-6 weeks.
1 measuring scoop = 10 g.
Maximum 100 g per day.

4. PACKAGING AND STORAGE

Store in a cool and dry place. Keep out of reach of children.
Use within two years of the manufacture date.

EANCODE	PACKAGING	# DAYS
5425016901182	Cavalor Gastro Aid 1.8 kg / 4 lbs.	60
5425016903025	Cavalor Gastro Aid 2 L / 67.63 fl.oz	33
5425016902578	Cavalor Gastro Aid Paste 6 x 60 g / 6 x 0.13 lbs.	3 - 6
5425016902523	Cavalor Gastro Aid Paste 60 g / 0.13 lbs.	25 - 50

EMERGENCY 911

FOR INTESTINAL DISTRUBANCES

1. RECOMMENDED USE

Cavalor Emergency 911 is a fast-acting and easily digestible supplement intended to support the digestive systems in horses with digestive problems or experiencing stress, for example from transport.
Cavalor Emergency 911 supports the microflora and digestive system with prebiotics and probiotics to support good gut bacteria. It contains a broad range of micro-organisms that help to bring the gut flora back in balance quickly.

2. PRODUCT PROPERTIES – KEY INGREDIENTS



Organic yeast extract: Rich in glucomannans (GM) and mannan-oligosaccharides (MOS) to bind mycotoxins and prevent damage in the gut. Yeast helps to prevent the colonisation of bad bacteria.

B vitamins: Stimulate the growth of good bacteria (such as bifidobacteria) as well as the production of antibodies against bad bacteria in the gut. Stimulates intestinal health and proper function of the digestive system.

Aspergillus oryzae enzymes: Help to break down starch and promote digestion.

Lactobacillus casei and Lactobacillus plantarum: Lactic acid bacteria with a variety of functions. Lactobacilli have a barrier function against the penetration of pathogenic bacteria. They also assist in the digestion of food, which gives them a nutritional function.

Saccharomyces cervisiae: Also known as brewer's yeast. Helps to maintain acidity balance in the gut, providing a healthy and habitable environment for microflora.

Pantothenic acid: Water-soluble vitamins that play an important role in digesting protein, carbohydrates, and fats.

3. INSTRUCTIONS FOR USE



Dose per animal per day:

- In the event of sudden discomfort 1-2 tubes per day
- Before transport or stressful situations 0.5-1 tube per day
- Maximum dose 3 tubes per day

4. PACKAGING AND STORAGE

Store in a cool and dry place. Use by 2 years after date of manufacture.

EANCODE	PACKAGING	# DAYS
5425016901700	Cavalor Emergency 911 60 ml / 2.03 fl.oz.	50
5425016902622	Cavalor Emergency 911 6 x 60 ml / 6 x 2.03 fl.oz.	6

SUPPLEMENTS RANGE

BALANCER

NUTRI SUPPORT
Vitamin and mineral support
NUTRI PLUS
Vitamin and mineral support for performance horses
NUTRI GROW
Vitamin and mineral support for youngstock & breeding
NUTRI FIBER
Vitamin- and mineralbalancer enriched with extra fiber
VITAMINO
Protein balancer for strong muscles, enriched with vitamins and minerals
WHOLEGAIN
Fat balancer for cool energy, safe weight gain and a shiny coat with vitamins and minerals

CONDITION & PERFORMANCE

POW'RED PERFORMANCE
For energy and vitality
PEAK PERFORMANCE
The winning edge for high performance horses
KICK UP
For instant freshness
AN ENERGY BOOST
For an instant energy shot

DIGESTION

VITAFLORA
For a healthy & effective hindgut
GASTRO AID
For ultimate stomach management
EMERGENCY 911
For intestinal disturbances & stomach support

ELECTROLYTES

ELECTROLIQ BALANCE
For complete electrolyte restoration & recovery
ELECTROLYTE BALANCE
For complete electrolyte restoration & recovery

FOAL SUPPORT

COLOSTRA
For a healthy newborn foal
HYPPOLAC
For milk replacement

HOOVES

HOOF AID SPECIAL
For optimal hoof development, condition and structure

LICK STONES

STABLE ROCKY
For an optimal salt & mineral supply

INTERNAL HEALTH

OILMEGA
For a natural biotic health boost
RESIST + VIT C
For enhanced resistance and immunity
HEPATO LIQ
For liver & kidney detox
LAMINAID
For horses with metabolic problems

JOINTS, TENDONS & LIGAMENTS

ARTI MOTION
For joint and tendon support and maintenance
ARTI MATRIX
For complete joint and tendon care
ARTITEC
For joints and tendons that perform
FREEBUTE
For freedom of movement
ARTI REPAIR
Nutritional supplement to support healthy joints, tendons and ligaments during training recovery

MUSCLES

MUSCLE MOTION
For muscle support and maintenance
LACTATEC
For muscles that perform
MUSCLE FORCE
For enhanced muscle strength

NERVOUSNESS AND BEHAVIOUR

CALM
For more focus
SOZEN
To relax hot horses
TAKE IT EASY
For strong stress relief
TAKE IT EASY FORTE
For extra strong stress relief
VENUS
Natural comfort for mares

RESPIRATORY SYSTEM & AIRWAYS

BRONCHIX LIQ
For quick respiratory relief
BRONCHIX PURE
For deep respiratory relief
BRONCHIX PULMO
For pulmonary support & elasticity during exercise

Cavalor
BALANCER

CARE RANGE

COAT CARE

EQUI WASH
Revitalising shampoo
BIANCO WASH
Stubborn stain fighting shampoo
BIANCO SPRAY
Deep-cleaning dry shampoo
STAR SHINE
Luxurious finishing touch

COOL CARE

COOLSENS
Concentrated liniment
MUSCLE COOLER
Relaxes tenons & muscles
FREEBUTE GEL
Topical gel for fatigued muscles, joints and tendons
ICE CLAY
Cooling clay for legs & tendons
REFRESH WASH
pH neutral shampoo with Eucalyptus, gives a subtle refreshing feeling

HOOF CARE

PODOGUARD
Hoof oil for improved hoof quality
DRY FEET NATURAL
For a dry frog & sole
SOLEMATE
Therapeutic hoof pack
PODOSENS
Therapeutic oil for sensitive hooves

LEATHER CARE

LEATHER SOAP
A deep leather cleaner

REPELLENT

FLYLESS
The instant fly fighter
PROSCENT
Naturally protecting deodorant
SWITCH
Spray itch away

SKIN CARE

DERMA SPRAY
Medicare spray
DERMA WASH
Medicare shampoo
MUDDOC
Natural mud fever care
LURAX CREAM
Soothing skin ointment